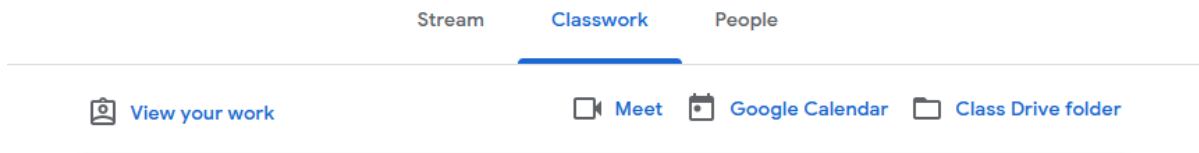


# Student guide to handing in work on Google Classroom

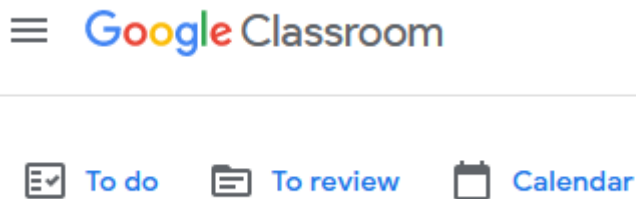
Once you have completed your work on Google Classroom and are ready to hand it in, simply click the **'Hand in'** button, here is how to do it.

Open your Google Classroom and click on the Classwork tab at the top of the page.

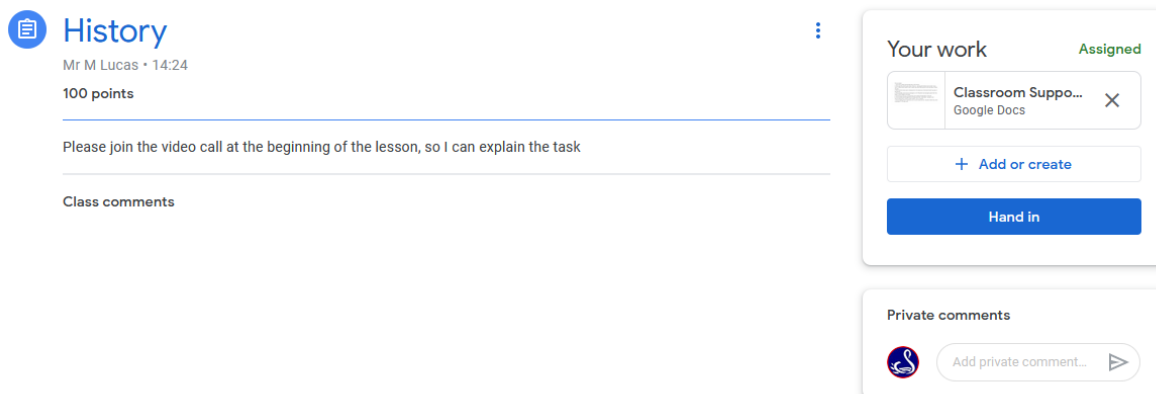


Find the assignment that you want to hand in and open it by clicking **'View assignment'**.

If you are struggling to find the assignment, an easy way is by using the **'To do'** menu on the Google Classroom home page.



Once you have opened the assignment and checked the work one last time your now ready to hand it in, click on the **'Hand in'** button.



You will receive a prompt confirming that you want to hand the assignment in, you can either click cancel if you want to change or add something or continue by clicking **'Hand in'**.