



Starting At Chilwell School

Please be aware this information is based on the usual school procedures, policies, routines and timetable, therefore could be subject to further change depending on COVID 19 Government guidelines.

Amended July 2020



WELCOME TO CHILWELL SCHOOL

On behalf of all the staff, pupils and governors, I would like to take this opportunity to welcome you and your child to the Chilwell learning community.

Your son or daughter will now be embarking on the next stage of their learning journey with us from this September. Chilwell offers a very personalised experience for its pupils with a positive focus on learning in all its forms: from different bodies of knowledge, to life skills, to personal development.

We appreciate that the move to secondary school is a daunting experience: a mass of strange corridors; unfamiliar faces; lots more movement between classes and a huge site to get to know and negotiate – but we also know that it is an extremely exciting experience as well. All our staff will be very high profile in the first few weeks and on-hand to support your child if needed. Our key priority for the first term is to ensure that pupils settle positively into their new environment.

We look forward to working with you over the coming years and we hope that this booklet will help support your child's induction into the Chilwell community. We will do our best to provide your child with the opportunities and challenges they will need to make a success of their lives at Chilwell and in the world of their future. We're here to excite minds for successful futures!

We welcome your future support and if you have questions or concerns which have not been answered please do contact us either by letter, telephone or e-mail. Further information can be found at www.chilwellschool.co.uk.

Mr David Phillips
Headteacher

Follow us on Twitter @chilwellschool and on Facebook

SCHOOL TIMES AND HOLIDAY DATES

The Autumn Term will begin on Wednesday, 2 September 2020 for Year 7 students. Entry to the school for cars and bikes is from the access road off the A6005 (Queens Road West). **There is also pedestrian access via the footbridge over the dual carriageway and it is important that children use this at all times and do not attempt to cross the A6005 by any other means.** There are also entrances onto the school fields from Crofton Road and Ladybridge Close. **Students should not use the main drive to enter or exit school premises on foot.**



SCHOOL TIMES

08.55 - 09.10 Tutor Period

09.10 - 11.10 Period 1
(including break)

11.10 – 1.20 Period 2
(including lunch)

01.20 – 3.00 Period 3



TERM DATES FOR 2020-2021

In-service Day:	Tuesday, 1 September 2020*
In-service Day:	Wednesday, 2 September 2020*
Autumn Term begins:	Thursday, 3 September 2020
Half Term:	Monday, 19 October – Friday 30 October 2020
Autumn Term ends:	Friday, 18 December 2020
In-service Day:	Monday, 4 January 2021*
Spring Term begins:	Tuesday, 5 January 2021
Half Term:	Monday, 15 – Friday 19 February 2021
Spring Term ends:	Thursday, 1 April 2021
Summer Term begins:	Monday, 19 April 2021
May Day bank holiday:	Monday, 3 May 2021
Half Term:	Monday, 31 May to Friday, 4 June 2021
Summer Term ends:	Friday, 23 July 2021
In-service Days:	Monday, 26, Tuesday, 27 and Wednesday, 28 July 2021*

IN PURSUIT OF EXCELLENCE ...

The Positive Learning Community at Chilwell promotes high achievement by working together to:

- Be reflective and understanding of ourselves and others
- Develop and challenge ourselves in learning and life
- Challenge and motivate each other to flourish
- Be flexible and adaptable in an ever developing community
- Be inquisitive and enquiring to extend ourselves

At Chilwell we aim to make sure that all students become 'Fit 4 Life'. This means we place a real emphasis on being fit and healthy in **MIND, BODY** and **SPIRIT**. Our key learning advice to students is thus:

In order to achieve your best in these areas it is imperative that you are: **FIT 4 LEARNING**. We will teach you many ways to be a successful learner but you also have to prepare yourself in a positive way for school. To do this you will need to:

- **Be organised** - your brain can't operate correctly if it is worried about equipment that you haven't got with you.
- **Listen carefully** – listening is a crucial skill. We won't talk to you for long periods of time but when we do you must make sure that you hear and understand what we are saying. ('I don't know what to do!' is a sure sign that you haven't been listening!).
- **Support others** - by supporting others you support yourself and everyone moves forward in their learning. Being a skilful 'player' is important; but being a skilful team 'player' is critical.
- **Be resilient** – a big word but it means keep trying. Never give up! (How many successful people do you think gave up?).
- **Ask questions** – this is a key skill. Use it to make sure you understand when you feel unsure about what you are learning. There is no such thing as a stupid question!
- **Answer questions** – this can be scary but it's a great way to learn. Don't worry about being wrong. In fact if you answer a question wrong it means that the teacher can change how they teach or explain something to you so you learn better.
- **Avoid distractions** – you only spend a small proportion of your day in school so you can't afford to be easily distracted! When your brain is distracted by chat and poor behaviour it will not learn effectively.

Share · Care · Believe · Achieve

REGISTRATION

All registrations will be spent with tutors in their designated tutor room. During registration student will take part in activities and important notices and information are given out to the tutor group.

MOVEMENT

It is vitally important that students behave sensibly when moving along corridors and around their teaching area. When moving around the school sites students need to:

- move sensibly between classes so that they do not disturb other learners
- never run
- move into the classroom on instruction by the teacher
- keep moving and avoid standing in groups
- have consideration for others

THE CURRICULUM - key stage three

It is our aim to deliver a curriculum which is broad and balanced in order to meet the needs of all students at Chilwell School to help them become successful learners and confident individuals

- The key stage three curriculum is structured to help students to learn successfully at a level and pace with support appropriate to their ability.
- All students follow the core curriculum of English, mathematics and science.
- For some students we offer additional support in literacy and numeracy as well as additional learning skills. Further support for students with learning, physical or behavioural difficulties is organised by learning support. Our English as a second language pupils also receive bespoke support where required.
- Computing, art, drama, geography, history, languages, music, PE, technology and religious education are also important parts of the year seven curriculum.
- Personal, social, health and citizenship education is delivered through registration, a timetabled session and discovery days.

HOME LEARNING

Home learning is designed to support and enhance the standard school curriculum. Every student is issued with a student planner in which they must record home learning tasks. This must be signed on a weekly basis by parents and will be checked by tutors. Staff will set relevant home learning tasks but it is also important that students commit themselves to their own home-learning.

In addition to specific tasks set by teachers our expectation is that Year seven students will:

- Read for twenty minutes every evening
- Log on to 'MyMaths' once a week and complete relevant tasks

Share · Care · Believe · Achieve

- Log onto SAM learning for thirty minutes each week and complete relevant tasks.
- Learn ten French words every week
- Spend twenty minutes per week summarising **KEYWORDS** from lessons in the 'HAVE I ACHIEVED THIS WEEK'S GOALS?' section of their student planner.

This is always best done with parental support which has a profound impact on progress

SCHOOL UNIFORM

School uniform promotes a good working atmosphere, equality and community identity:

- it encourages students to 'dress for success', to feel pride in the school and feel part of the school community
- it reduces the scope for competitive dressing which can be a source of much unhappiness for students and promotes equality
- it is practical and relatively inexpensive

Chilwell School is your place of work and you should look smart and business like at all times. You are representing the school whenever you are out in the community, on public transport or walking along the street. The full correct uniform is available from Morleys in Chilwell or TGR Embroidery. Other shops may sell fashion variations which will not be acceptable if they are not closely modelled on the official uniform. The school's decision is final in determining appropriateness.

Uniform is not an opportunity to make a 'fashion' statement.

Clothing (see website for visual examples)

- black jacket with school logo
- white shirt with collar and school tie
- jumper with school logo (optional)
- plain black, smart, regulation school trousers or pleated skirt to be worn at an appropriate length.
- plain black, low-heeled shoes (no shoes with visible logos permitted)
- head scarves which are required to be worn for religious reasons must be plain black or white.

Hairstyles

Hairstyles and hair accessories should not draw attention to an individual. For example the following are not acceptable:

- shaved patterns
- unnatural colours; multiple colours

- brightly coloured bows, ribbons, beads.
- students must be clean shaven.

Cosmetics

- cosmetics should not draw attention to an individual.
- no coloured nail varnish, nail extensions or nail ornamentation of any kind
- body piercing is not allowed. No facial or body piercing is acceptable and plasters or clear studs cannot be worn.

Jewellery

Students may wear:

- one watch
- one ring
- one pair of small, silver or gold studs in their ears (One pair = one in each ear)

No other jewellery of any sort is allowed in school

P.E. KIT

	Boys PE Kit	Girls PE Kit
Compulsory	New School PE Top – with Logo Navy Blue Shorts White Trainers Football Boots Shin Pads Navy Blue Football Socks Gum Shield	New School PE Top – with Logo Navy Blue Shorts White Trainers Football Boots Shin Pads Navy Blue Football Socks Gum Shield
Optional	School PE Hoodie – with Logo Navy Blue Tracksuit Bottoms	School PE Hoodie – with Logo Navy Blue Tracksuit Bottoms (not leggings)

Trainers may only be worn during PE lessons; they cannot be worn at any other time in school. It is recommended that no student wears any jewellery on any day when PE is on their timetable. This should prevent PE staff spending time on security of jewellery when their main concern is student supervision and safety.

N.B. (1) We recognise that for religious reasons some students may need to dress in accordance with the wishes of their faith. The school will seek to respond to these wishes sympathetically providing that education, smartness, health and safety are not compromised.

(2) Our bench mark is the uniform supplied directly by Morleys or TGR Embroidery. Trousers, skirts, jumpers and cardigans brought elsewhere are at a very high risk of being unacceptable and parents need to be fully aware that we will take action in all circumstances.

Additional information, relating to acceptable items of school uniform can be found on the school website.

Non-compliance

We regard non-compliance with uniform as a breach of school rules and there are a range of consequences which can be issued as appropriate:

- confiscation of banned item(s) for collection by student/parent/carer as deemed appropriate
- having to remove excessive make-up using wipes and make-up remover.
- removal of excessive or new piercings
- not being allowed to take part in extra-curricular activities or events
- being provided with appropriate uniform i.e. dressed incorrectly
- having to go home to get changed or clothes to be brought in by parent/carer
- withdrawal from lessons
- detention
- exclusion, as a last resort for persistent offenders who refuse to comply.

EQUIPMENT

All students are expected to bring the following items of equipment to school:

- Sturdy school bag to carry books to and from school
- Black pen, pencil, ruler, eraser, geometry set and pencil crayons
- Notebook for rough notes
- A basic homework diary will be provided but pupils may purchase their own

Students will be able to buy calculators and dictionaries through the school. Equipment can also be bought from school.

VALUABLES AND LOST PROPERTY

Students should not bring to school valuable items or money in excess of what they need for the day. Such items or amounts of money should be left at the School Office for safe-keeping. **We take no responsibility for loss or theft of any item brought into school outside of the school rules.**

For PE lessons valuables and money should be handed in for safe-keeping, although we strongly recommend that no jewellery is worn on the day when PE is on the timetable. **In no circumstances should valuables or money be left unattended.**

If property has been lost or stolen this should be reported in the first instance to a teacher. Lost property, when handed in, is kept in the School Office. Students can make enquiries there before or after school, at breaks and at lunchtimes.

Please ensure all students' property is named.

WHAT NOT TO BRING TO SCHOOL

- **Pills and medication** unless vital, in which case they should be left at the Student Services Reception. They must be clearly named and labelled and give appropriate instructions regarding their use.
- **Valuables and money** – please let your child bring only what is necessary. If, for some reason, your child needs to bring valuables or large sums of money these should be left in the safe keeping of the year base. During PE lessons valuables should be given to the PE teacher. We take no responsibility for loss of any item brought into school outside of the school rules
- A more detailed list of prohibited items is in the Behaviour Policy.

REWARDS

At each progress review point during the year you will be graded in three areas:

- your **Predicted level or grade** – the level of grade you ought to achieve given your current progress and effort;
- your **Target Grade or level** – the grade you should be aiming to achieve;
- an **Attitude to Learning grade (A2L)** – this is a grade that reflects your current attitude to learning and focuses on effort and commitment.

Your A2L grades will be totalled across all subject areas to arrive at an overall point score. This will then be averaged against the number of subjects you study. The lower this score the better as a '1' grade is an outstanding A2L. If you achieve a '1' in eight out of eight subjects you would score a best possible: $8 \text{ divided by } 8 = 1 \text{ point}$.

- the top 10% of students with the best A2L score at each data point will receive a gold certificate to recognise their excellent efforts
- the next 10% of students will receive a silver certificate
- the next 10% of students will receive a bronze certificate
- all students in this 30% will be recognised by name on our website
- awards are also given for most improved pupils and best tutor group

There are three progress reviews throughout the year. Any student who receives **three gold awards** will receive the special Governors Platinum award. Any student who receives at least one gold award at any point during the year will be entered into the end of year raffle for a substantial prize.

Day to day rewards will include verbal praise, letters or texts home, postcards, stickers or reward cards.

We also have an annual awards evening where prizes for academic achievement, community service, progress despite adversity and other such awards are presented.



BULLYING

Chilwell School does not tolerate any kind of bullying. We believe that everyone has the right to feel safe and free from threatening or prejudicial behaviour. Bullying will be sanctioned and is likely to lead to exclusion. Any student who bullies another will be placed on our Bullying Register until such time as we feel they have changed their behaviour.

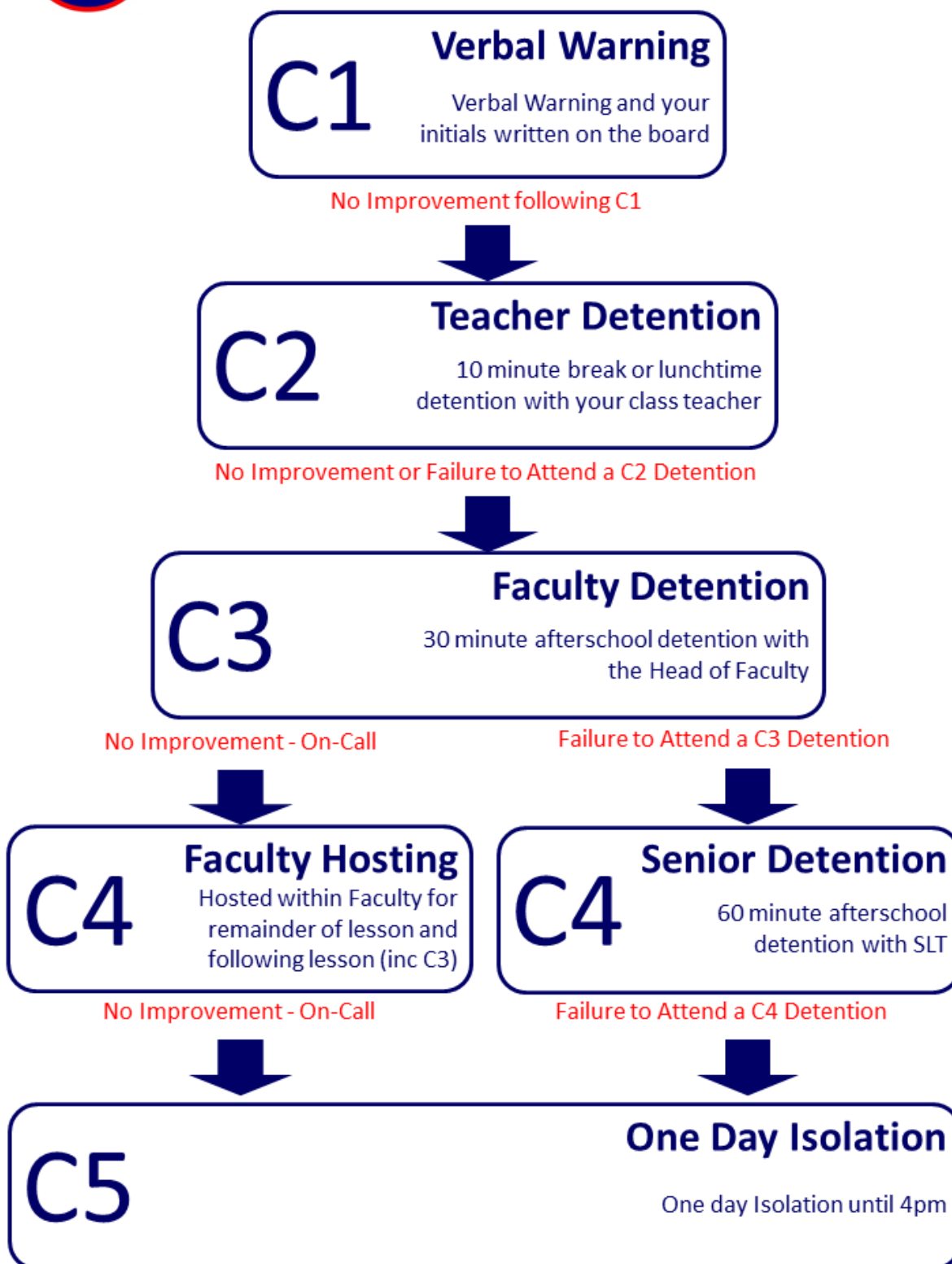
CONSEQUENCES

At Chilwell School we believe that behaviour is a choice. By joining Chilwell School we expect students and Parents to support the schools ethos and values and follow the school rules. If a student chooses to not comply with the school rules they will be given appropriate sanctions.

In lesson staff use the Chilwell school consequence pyramid.



Consequence Pyramid



ATTENDANCE

Regular attendance at school gives your child the best chance at academic success and the opportunity to participate in wider school life. As a parent you are legally required to ensure your child is in school and report to the school when and why if they aren't. This following will cover the most common scenarios of absence and what to do in those cases.

If the procedures laid out are not followed or we haven't been given a reason for the absence this could result in an 'unauthorised absence'.

The Local Authority state that in excess of 3 days or 6 sessions (AM/PM) of unauthorised absences in a term we are able to enforce a penalty notice and refer to the Early Help Unit. The fine is £120. It is reduced to £60 for payment within 21 days.

Where a fine remains unpaid the matter may be enforced at the Magistrates Court where the cost could rise to £1000 per parent, per child.

The Local Authority issue one fine per 6 weeks for unauthorised absences however, they will not issue more than two in a rolling 12 months. Any person taking more than two periods of unauthorised absence may be dealt with directly by the court.

How does Chilwell School deal with attendance?

Day one of unauthorised absence

If your child has been absent and we haven't yet had a reason you will be contacted via text message to ring the school and let us know why your child is off school.

Day two of unauthorised absence

We will send home a letter letting you know that we are monitoring your child's attendance for the next 6 weeks and further incidences may result in a referral and a penalty notice. Our Attendance Officer will also call home to try and ascertain a reason for the absences to see if we can resolve the issue

Day three of unauthorised absence

Home visit by our attendance officer and a letter inviting parents/carers to a consultation to discuss possible issues resulting in poor attendance

Day four- eleven of unauthorised absence

Our Attendance Officer will continue to work holistically with you and your child to help increase attendance by setting an action plan. Continued unauthorised absences mean you will be issued a final warning and we may seek to enforce a penalty notice and refer to the Early Help Unit. We will write to let you know we have done so.

NB. Failure to respond to the consultation letter or engage with the action plan may result in a quicker escalation to a penalty notice

My child is ill?

If your child's attendance is above 95% you can contact the school and we can authorise this as an illness for the first and second day. If the illness exceeds two days we must have evidence confirming they are not well. This could be an appointment card, prescription or doctor's note.

If your child's attendance is below 95% or having the time off results in attendance falling below 95% we must also have evidence confirming they are not well. This could be an appointment card, prescription or doctor's note.

We want to go on holiday?

Holidays during term-time are not permitted by law except in exceptional circumstances. If you would like to request a holiday under exceptional circumstances please put your request in writing to the head teacher. You will then be notified on the outcome of your request.

Unauthorised holidays automatically result in a penalty notice. For further details contact our Attendance Officer.

If your child is not able to attend school for a reason such as a funeral you can contact our Attendance Officer to have this authorised.

My child has an appointment?

If your child has an appointment please provide evidence of the appointment and we are able to authorise this. Whole days off for appointments are not permitted.

My child is late?

Arriving after 8:55am and before 9:30am will result in a 30 minute detention after school. Arriving after 09:30am is classed as an unauthorised absence and the attendance strategy will be followed.

Unacceptable reasons for absence - these are shopping, birthdays, looking after brothers or sisters, over-sleeping, school uniform in the wash, doing homework, to name but a few of the excuses we have had in the past. In line with Government policy term-time holidays will only be authorised under exceptional circumstances and permission must be sought from the Head Teacher.

P.E. – If, for a medical reason, your child needs to be excused from physical education lessons you should send a note with the pupil to the particular physical education teacher. Extended absence from physical education on medical grounds requires a doctor's certificate.

IF YOU MOVE HOUSE/CHANGE DETAILS

It is imperative that you keep the school informed of any changes to the details you complete on the confidential form such as address, changes in telephone numbers, especially emergency telephone numbers. It is a requirement for school to have the up to date contact information for at least two adults for each child.

PUPIL MEDICAL DIETS AND FOOD ALLERGEN LABELLING GUIDANCE

From April 2014, in order to comply with Food Standards Agency guidance and new forthcoming European government legislation, which will commence in December 2014, all menus require Allergen Foods to be 'visibly, clearly and legibly displayed'.

These 14 Allergen foods are: Peanuts, Nuts, Milk, Soya, Mustard, Lupin, Eggs, Fish, Shellfish, Molluscs, Cereals Containing Gluten, Sesame, Celery, and Sulphur Dioxide. This will give parents/carers more information about recipes on our menus.

Our School Chefs/Chef Managers will be trained to support pupils with their intolerance/allergen food needs. Each special dietary request made by parents/carers on behalf of their child should be made on the dietary request form attached and be returned to student services. It is recommended that parents/carers supply a medical/dieticians letter to support the special diet requirements.

PLEASE DETAIL ON PUPIL CONFIDENTIAL FORM IF APPLICABLE

WEDUC – PARENT INFORMATION APP

We are always looking for more effective ways to keep our parents informed and engaged in their child's learning journey. We have been pretty successful in the past, but with new technology constantly being released, it's important that we provide you with the most effective, yet simple to use tools available.

Our regular communication is through WeDuc, a digital communication and engagement tool designed specifically to improve the way that parents and school staff communicate.

Key features of this app can be found on <https://weduc.co.uk/key-features/>

Information on how to log on to this app will be given to your child when they start with us.

SCHOOL TRIPS AND LUNCH ACCOUNTS - SQUID

You will be able to pay for your child's lunch, trips and offers via the Squid on-line facility. **This is our preferred method of payment. However, if you do not have access to the internet via a phone, tablet or computer please contact school to help us arrange alternative methods of payment.** Your child will be issued with **NEW** Squid details and if you have not registered your child for a Squid Account, you will need to register at <https://portal.squidcard.com> or via the Weduc App and click on 'register a new account' using your child's details that will be issued at the start of the new term. Please remember to bookmark this link so that you will be able to access the latest school trips and offers.

Once you have logged in to Squid on the Weduc portal you will be able to:

- Manage multiple children using one login
- Assign a display name to easily differentiate between each user
- Use the basket-style checkout process for multiple top ups
- Access the intuitive help centre
- Access all the features you are already used to

PHOTOGRAPHS AND FILMING

To comply with the Data Protection Act 1988, we need to make you aware that from time to time we may photograph or film you child undertaking school activities. We may use the photographs or films either within or outside Chilwell School. Pupils will be made aware and will be given the opportunity to object if photographs or filming takes place. Images may be used in displays, presentations, publications and for monitoring or educational uses. Full names of pupils will not be disclosed without good reason and consent will be obtained.

PLEASE TICK BOX ON PUPIL CONFIDENTIAL FORM IF YOU AGREE

BIOMETRIC SYSTEM

We use a voluntary biometric recognition system at the school. This is used with cashless catering. We find this provides the school with a number of very significant benefits including:

- Reduction in administration time and cost dealing with lost or forgotten cards/passwords/PINs
- Reduction in opportunities for bullying as there is nothing that can be stolen for use by another student
- Reduction in the need for cash handling
- Students do not have to remember to bring a card
- Reduction in queuing time

In order to comply with the provisions of the Protection of Freedoms Act 2012 (which came into force in September 2013), we need written permission from a parent in order for students to use the biometric system. Please complete the tick box on the pupil confidential form or send an email to office@chilwellschool.co.uk clearly stating your child's name and tutor group.

We will continue to offer an opportunity to opt out for those pupils who would prefer to use alternative forms of identification.

Background to the use of biometrics in school

For the sake of clarity, biometric information is information about someone's physical or behavioural characteristics that can be used to identify them. There are many possible biometrics, including for example, a digital photograph, fingerprint, or hand shapes. As part of our identity management systems, we currently record a biometric measurement taken from a finger, but not a fingerprint image.

Share · Care · Believe · Achieve

The information is stored in a highly secure database and is only used by the school to confirm who is using a range of services. In future we may use other biometric services where appropriate.

Our chosen solution allows us to use a secure database holding biometric data for use with a range of services. This means we store the least amount of data possible. This reduces the risk of loss of data. The data that is held cannot be used by any other agency for any other purpose.

The school will not use the biometric information for any purpose other than that stated above. The school will store the biometric information collected securely in compliance with the Data Protection Act 1998. The school will not share this information with anyone else and will not unlawfully disclose it to any other person.

Current Legislation – The Protection of Freedoms Act 2012

This legislation requires schools to:

- Inform parents about the use of the biometric systems in the school and explain what applications use biometrics.
- Receive written permission from one parent if the school is to process biometrics for their child.
- Allow children to choose an alternative way of being identified if they wish.
- Children under 18 who do not have permission will not be able to use existing or new biometrics when using services in the school.

If you do not wish your child to use the biometric system or your child chooses to use an alternative form of identification, such as an Identity Card, we will provide reasonable alternative arrangements that allow them to access current and future services.

Should you agree to your child continuing to use the biometric system, it is important that you return the attached signed consent form as soon as possible. Please note that when he/she leaves the school, or if for some other reason he/she ceases to use the biometric system, his/her biometric data will be permanently deleted.

PLEASE TICK BOX ON PUPIL CONFIDENTIAL FORM IF YOU AGREE

BIKES

Students must not bring bicycles to school until a completed bicycle permission form has been completed, which must be signed by the parent/carer. Please ensure that the bike is in a roadworthy condition. We have lockers prioritized for any student who rides a bike to school for storing cycle helmets etc. These can be hired for a very small fee from reception. Students should ensure they have a lock to secure their bike at school. **A D lock is the preferred choice as recommended by the Police.**

As many pupils choose to cycle to school, it is very important that pupils and their parents ensure that they do so in a safe manner.

All bicycles should be in a roadworthy condition. If pupils intend to ride during the hours of darkness i.e. in the winter months, bicycles should have good working front and rear lights.

Where possible pupils should use the cycle routes to and from school. At all times pupils should ride in single file. Whilst cycling on the road, pupils should ride on the left-hand side; these rules also apply to the school drive.

We recommend the wearing of a cycle helmet. Whilst it is not law to wear a cycle helmet when riding a bicycle, it is very important to encourage young people to wear a safety helmet and where possible light or reflective colours. It is important to be safe and be seen!! A limited number of lockers are available for cycle helmets. Contact the school office about this.

It is also important to have a secure locking device for the bicycle and ensure that it is covered by an insurance policy for theft and damage. **We highly recommend a D-lock for best security.**

Pupils must not ride their bicycles to school until a bicycle permission form has been completed, signed by a parent/carer and returned to the school office.

If you wish your child to bring their cycle to school please complete the form overleaf and return to your child's Tutor/Year Leader.

Chilwell School accepts no liability for the security of bicycles left/kept on our site.

- I accept it is my responsibility to ensure that my bicycle is kept in a roadworthy condition.
- I will ensure that I follow the rules of the road when riding my bicycle to and from school.
- I accept it is my responsibility to wear a cycle helmet when riding my bicycle to and from school.
- I will ensure that my bicycle is securely locked when it is left on the school premises (**We highly recommend a D-lock for best security**).
- I understand that Chilwell School accepts no liability for the security of bicycles left/kept on our site.
- Pick tick consent on the pupil confidential form

PLEASE TICK BOX ON PUPIL CONFIDENTIAL FORM IF YOU AGREE

SCHOOL BUSES

SERVICE 525

Beeston, Derby Road/Wollaton Road	dep	0810
Beeston, Bus Station (Station Rd)		0815
Lilac Grove, Boots Island		0822
Beech Avenue	0824	
Meadow Road, Linden Grove		0826
Chilwell School	arr	0830
Chilwell School	arr	1520
Chilwell School	dep	1530
Meadow Road, Linden Grove		1535
Beech Avenue	1537	
Lilac Grove, Boots Island		1539
Beeston, Bus Station (Station Rd)		1547
Beeston, Derby Road/Wollaton Road		1552

Information regarding travel to school can be found on the Nottinghamshire County Council web site

<https://www.nottinghamshire.gov.uk/learning/schools/schooltravel/>

Frequently Asked Questions



- **Who do I contact if I have concerns regarding my child's welfare?**

Every child has a designated form tutor, who should be contacted in the first instance. When the tutor is unavailable, or where the issues are more serious, the appropriate Year Leader should be contacted.

- **Who will my child be with?**

Your child will be allocated to a tutor group. Each tutor group has approximately 25-30 students within it who come from a variety of junior schools. Tutor groups are of mixed gender and ability. Students meet in their tutor groups once a day for registration. Students starting Chilwell will be placed, where possible, with one nominated friend.

- **What are the arrangements for year seven on the first day of the Autumn Term?**

Chilwell operates a "staggered start", with only year seven students returning on the first day of term. This will operate on a similar basis in Sept 2020. Students will need to wear full school uniform and bring their pencil cases and a school bag. PE kit will not be needed. When the bell goes at 8.50 am students will be taken to the year seven area through their entrance gate. During the day students will receive their timetables and be involved in activities that familiarise them with the rules and routines of the school, the geography of the buildings and allow them to integrate with all members of their new tutor group. Any outstanding paper work that should have been returned to school must be brought on that day.

- **Are mobile phones allowed in school?**

Yes but they should be turned off and unseen at **ALL TIMES** whilst students are on the school site. If seen they will be confiscated and parents will need to collect them from reception and an on the day after school detention will be issued. Parents will receive a text informing them of this.

The school does not bear liability for any equipment brought into school including mobile phones. These are brought in at the students and parents own risk.

- **What happens if my child is ill at school?**

They should inform their teacher and a first aider will make an assessment. If it is felt that a child should be sent home a parent/guardian/carer will be contacted in order for the student to be picked up. Where this is not possible the student will be placed in our first aid room.

- **What do I do if I have any concerns over a specific subject?**

Please e-mail the school at: office@chilwellschool.co.uk who will forward your concerns to the appropriate person.

- **Will my child have access to ICT facilities?**

At Chilwell School students will have access to a computer suite that students will have the opportunity to use during their computing lessons and at various other times for other subject work.

Students will be given a network and email login when they start in September. They will also receive some introductory lessons so they become familiar with the systems and can use them safely.

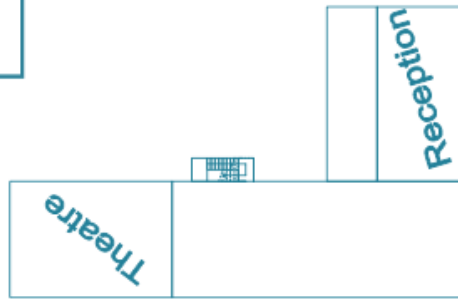
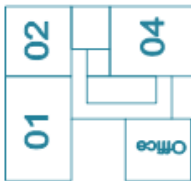
Parents will be informed if any student misuses the computer systems.



Chilwell Main School

Drama Block

Music



CR 3

Lower Level

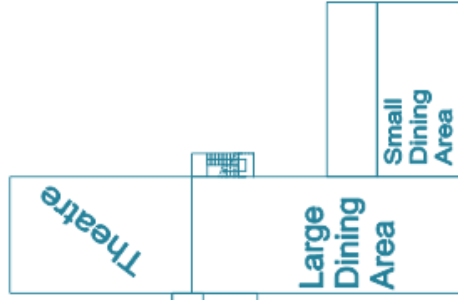


English

MFL

Library

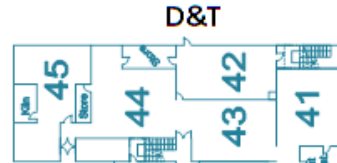
Upper Level



Theatre

Large Dining Area

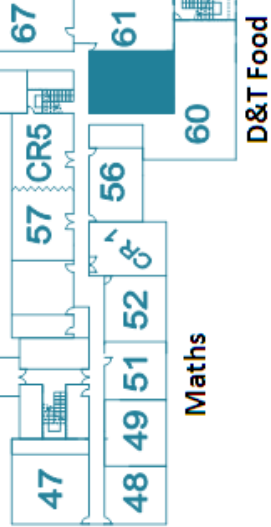
Small Dining Area



D&T



Science



Maths

Individual Needs

D&T Food